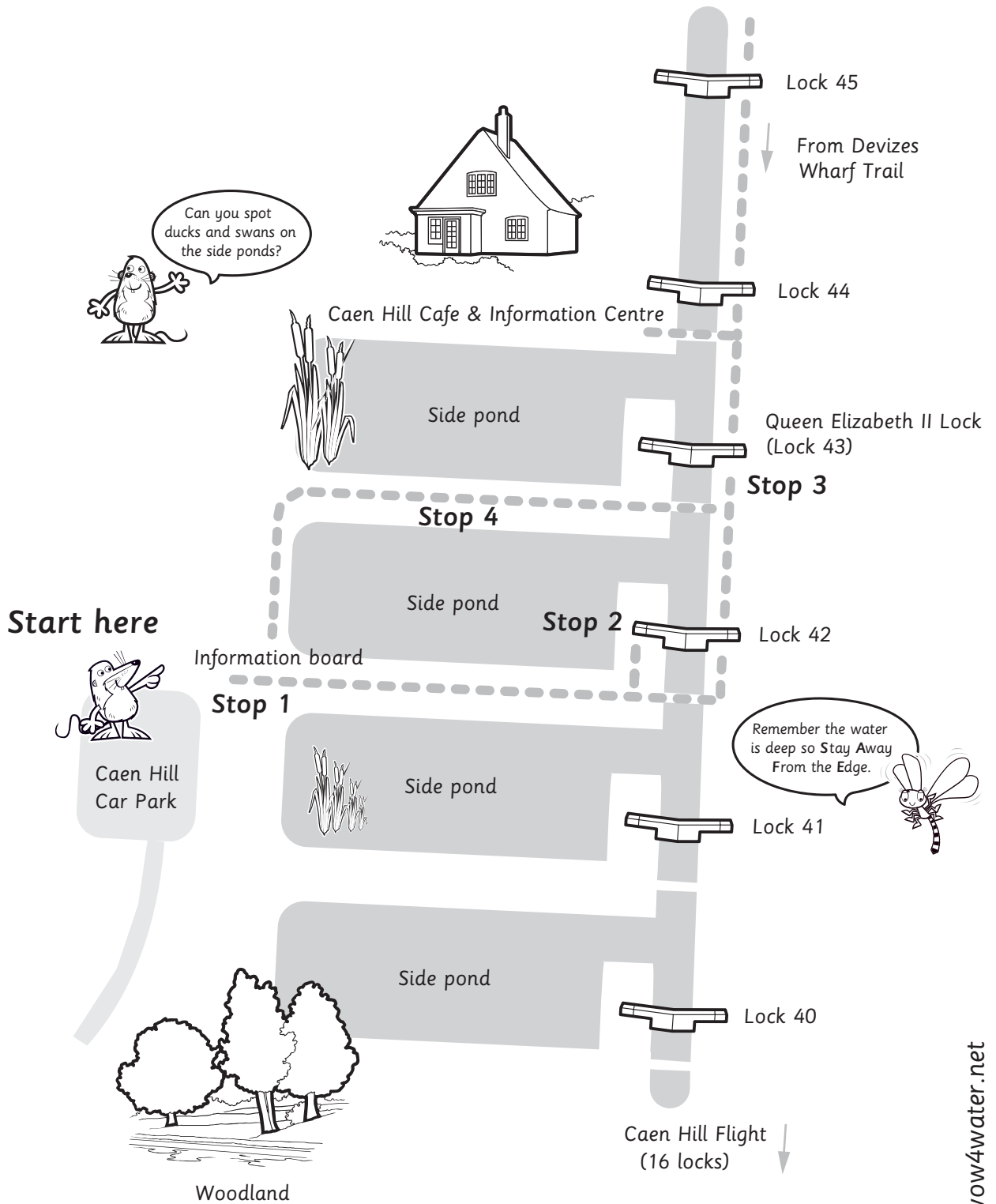


Caen Hill Trail

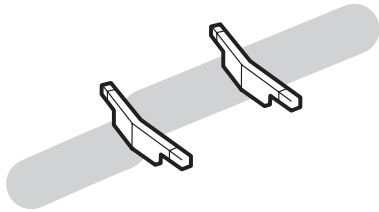
Kennet and Avon Canal



www.wow4water.net

Stop 1: Caen Hill Car Park

Go through the gate and look at the information board. This describes the Caen Hill flight and explains how a lock works.



A flight of locks is like a staircase.
What do the lock gates do?

Why is a flight of 16 locks needed here? _____

What do the side ponds do?

Can you spot: The side pond to the right?
The canal in the distance?

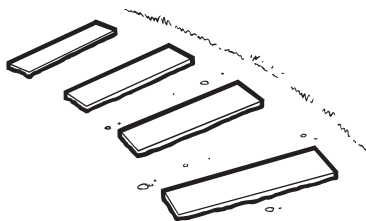
What would happen if the ponds were empty?



Stop 2: Lock 42

Look at the plaque unveiled on 23 May 2003 to commemorate the restoration of the canal.

Who unveiled the plaque? _____



Can you spot:

Heel grips under the balance beams to make pushing open the lock gates easier?



Bollards so boats can tie up alongside?



Why are there steps on the side of the lock?

Stop 3: Queen Elizabeth II Lock (Lock 43)

When did HM The Queen re-open the canal? _____



The cottage at the top of the flight was built for the lock-keeper.

Why was it built here? _____

What is it used for now?

Behind the cottage are the canal company's workshops, now used by British Waterways. Lock gates were made here until recently.

Can you spot: The single-storey workshop buildings?

Workboats used for maintenance work?

Stop 4: Overlooking the Caen Hill Flight

Halfway across the side pond are three benches placed here in memory of a former lock-keeper.

Sketch the view looking down the flight.

Can you spot any wildlife on the side ponds?



Swans

Mallards

Name any others:

Check your answers at
[www.wow4water.net/
nc_resource/caenhillanswers](http://www.wow4water.net/nc_resource/caenhillanswers)

